


# Outdoor Style

**SUMMER'S HERE!** *Design & decorating ideas for living life outside!*



**STYLISH  
WAYS**  
*to splash, lounge  
and  
dine outdoors*  
**ALL SUMMER  
LONG**



# OUTDOOR *trends*



Bora LOUNGE SET,  
Jardin de Ville.

Read on to see the hottest looks under the sun in 2023. **PRODUCED BY** MARTHA UNIACKE BREEN

G

ood day, sunshine! Are you ready to throw open the windows and get out in the garden (or onto the balcony or into the backyard)? Of course you are! And this summer, you'll want to spend more time outside than ever, with decor, furnishings, accessories and materials that are just as sophisticated and beautiful as their interior counterparts. Whether you're planning an all-out backyard remodel or just looking to spruce things up, we've rounded up everything that's on trend for warm-weather outdoor living in 2023.



Dekko Alea 40  
FIREPIT, Jardin  
de Ville.





## OUTDOOR FURNITURE

**COLOUR** | Warm neutrals and hints of tonal greens in both furnishings and decor define summer 2023; the look is softer than black or white.

**COMFORT** | Furnishings emphasize relaxation and feature curved, embracing forms and a mellow feeling.

**STYLE** | The mood is Mediterranean: think of a relaxed lifestyle and outdoor dining; terracotta planters are key.

**SEAMLESS TRANSITIONS** | Outdoor furniture looks like indoor furniture.

“I love the juxtaposition in form that is a common theme in outdoor furniture this year. From different shapes stacked to create a sculptural look to oversize pieces, there’s going to be plenty of style-forward furniture in 2023.”

– PAULA COSSARINI, ARTICLE



Classic S Series **PERGOLA**, SunLouvre Pergolas.

## OUTDOOR FEATURES

**PRIVACY** | We want structures that provide privacy and a feeling of sanctuary and escape, including fences, pergolas, privacy panels and lattice.

**BIOCLIMATIC PERGOLA** | Have it both ways with this trend: pergolas have operable roof louvres that close to shelter from the elements and open to let them in.

**OUTDOOR FIREPLACES** | Fireplaces, more formal than a firepit, are increasingly popular, although firepits continue to grow in popularity in both suburban and urban backyards.

**BUILDING MATERIAL** | Aluminum in place of wood is popular; the material is practically maintenance-free, offering increased longevity.

**OUTDOOR ROOMS** | Designing your property in a way that creates rooms or destinations is a trend. Imagine: a winding path that leads to a firepit, or an outdoor office area with Wi-Fi, work surface and shade.



Calova **SIDE TABLE**, Article.



Vardo **SIDE TABLE**, Article.



Les Ensembles **DAYBED**, Bosquet.

“In 2023, trends in landscaping design and outdoor structures are moving toward the versatility and durability offered by the so-called bioclimatic pergola, unlike a wooden shelter with a fixed roof.”

– FRÉDÉRIC PELLETIER, SUNLOUVRE PERGOLAS





Moonstone, Vein White Nat.  
12" x 24" TILE, Ciot.

“An outdoor kitchen is an extension of your home, so the same attention is given to material choices outside for a harmonious look.”

– KRISTINA PANZERA, CIOT

## KITCHEN SURFACES

**PORCELAIN** | Porcelain slab surfacing has taken off for outdoor use; the material is not affected by UV rays, is impervious to heat and is available in a wide array of colours, finishes and looks. Porcelain is also a popular material for outdoor kitchen backsplashes and column coverings.

**MIXING MATERIALS** | Combining materials (like quartz, porcelain and natural stone) on kitchen countertops and backsplashes adds style and a unique touch.

**FAUX STONE** | Stone look-alike materials are widely available in intriguing leathered or matte surfaces and earth-tone colours.


“Sustainability is now, more than ever, at the core of the design process and finish selections. Designers are looking for products that are both eco-friendly and aesthetically pleasing, as to not compromise their creative ideas and the final spaces.” – KARIM GUIRGUIS, COSENTINO



Dekton VK02 Avorio  
and VK04 Grafite  
SURFACES, Cosentino.



In-ground vinyl-lined **POOL**,  
Pioneer Family Pools.



## WATER FEATURES

### WELLNESS AT HOME |

Interest has expanded beyond the recreational to the wellness benefits of owning a pool, hot tub or swim spa.

### MAXIMIZING SPACE |

Increasingly sophisticated designs maximize your outdoor space, especially in space-squeezed urban

gardens where a smaller custom pool or swim spa will be combined with outdoor structures, such as pergolas, gazebos and enclosed cabanas that provide shade and storage.

### EASY MAINTENANCE |

Smaller, self-directed “robotic” pool cleaning units that don’t require human assistance are popular, as well as saltwater systems, which are kinder to eyes and the environment than chlorine.

“The word *staycation* may be overused, but our customers are truly looking to create their own personalized resort at home.” - JAY PRITCHARD, PIONEER FAMILY POOLS



Smokefire Plus **GRILL**, Weber.



Endless Pools' Fitness System  
E2000 **SWIM SPA**, Pioneer  
Family Pools.

Timberline series  
**GRILL**, Traeger.



## COOKING

**ELECTRIC GRILLS |** Outdoor electric grills are a great solution for small spaces like urban backyards and balconies where charcoal or gas grills are not allowed. Some models can produce barbecue flavour that’s close to authentic charcoal grilling.

**WOOD-FIRED COOKING |** Wood-fired and wood pellet grills impart a delicious traditional flavour and are popular in municipalities allowing wood fires.

**OUTDOOR KITCHENS |** As sophisticated in style and features as their indoor counterparts, these spaces have running water, electrical and gas services, high-quality built-in appliances, and full-size prep and storage areas.

“We know that many Canadians live in urban areas with smaller spaces where gas and charcoal grills aren’t permitted. Electric grills provide the perfect solution.”

- PATRICIA LAREZ, WEBER-STEPHEN CANADA



“Spending time with friends and family has never been more valued, and backyards have become the new epicentre for home entertaining.”

- LESLIE ADKINS, TREX COMPANY



Transcend Lineage **DECKING** in Biscayne, Tex.



**LIGHTING**, Outdoor Lighting Perspectives.

## DECKS & HARDSCAPING

**HUE NEWS** | Light neutral colours in decking are popular, reflecting indoor trends and creating a calm, serene look. In second place are deck hues inspired by nature: taupe, mocha, light coastal brown, mountain grey.

**SUSTAINABLE MATERIALS** | Products like recycled composites, which are low maintenance, last for years and help to reduce the homeowners' carbon footprint, are gaining space and favour in the marketplace.

**GLASS MOSAICS** | This stunning decorative material is on the rise, looking particularly effective in gorgeous green and blue hues on pool surrounds.

“The most surprising effect of nicely designed outdoor lighting is that it effectively makes your home larger. Your outdoor spaces suddenly become your favourite rooms after dusk.” - PAMELA MOXON, OUTDOOR LIGHTING PERSPECTIVES

## LIGHTING

**MOOD LIGHTING** | Candles, tiki torches and string lights are always on trend, helping to create atmosphere without breaking the bank.

**DIRECTIONAL LIGHTING** | We're rejecting overlighting our properties and homes in favour of subtle uplighting (trees and walkways) and downlighting (tucked into trees to invisibly illuminate pathways, focal points or the interior of the tree itself).

**TECH ASSISTANCE** | As with many other home systems, we're choosing remote-controlled lighting via a smartphone app.

**SPECIAL EFFECTS** | Switching white flood lamps with coloured bulbs lets us create different moods and effects.



**LIGHTING**, Outdoor Lighting Perspectives.



# ACCENTS & DECOR

**COASTAL** | We're hitting the beach, choosing natural materials that reflect the elements, and citrus colours and lively motifs that are vibrant and playful.

**NATURAL** | Natural materials like rattan, wood and terracotta in clean, simplified silhouettes are hot commodities.

**PATTERN** | Geometric patterns are the shape of things this summer.

**SURFACES** | Durable surfaces that mimic statement marbles, with its heavy veins and patterns, are chic in outdoor kitchens.

**COLOURED GLASS** | From decorative bowls to vases to serving pieces, coloured melamine or glass brings personality to the table.



**GARDEN DESIGN,**  
Frankie Flowers.



**CHAIR,** Fritz  
Hansen Furniture.

“With the price of produce these days, growing your own food has become a huge trend, and it will be bigger than ever this year – even in a condo balcony or city backyard.” - FRANKIE FLOWERS, TV HOST

AND GARDENING EXPERT

## GARDENING

### **LOW-IMPACT GARDENING** |

Less is more in the great outdoors: using less water and fewer chemicals; designing our gardens for less work and more enjoyment; and spending less money by sharing cuttings with friends, growing from seed and buying smaller-size plants.

### **CONTAINER GARDENING & HOUSEPLANTS** |

Lush, lovely containers and tropical plants are popular, most especially with Gen Zers, millennials and condo dwellers.

### **VERTICAL GARDENING** |

Plants that can be trained up a trellis, across a pergola or on strings are on the rise!

### **BACKYARD GARDENING** |

This trend continues to grow (pun intended) and has exploded in popularity, in part due to the pandemic.

### **BOLD COLOUR** |

We're seeing the return of bright, bold blossoms on garden annuals and perennials, as well as flowering houseplants.

### **VEG POWER** |

Practicality is just as important as beauty: vegetables grown in containers or the sunnier areas of the garden can help lower food bills.

## 6 TIPS FOR A MORE SUSTAINABLE GARDEN - FRANKIE FLOWERS, TV HOST AND GARDENING EXPERT

**01** | Pair your garden's growing conditions (sun, rainfall, type of soil) with plant varieties that suit it. Not only will this reduce the need for additives and water, but you'll also save money, time and frustration.

**02** | Convert your pool heater and backyard lighting to solar power.

**03** | Compost – store-bought or homemade (it's easier than you think!) – is a garden's best friend. Unlike chemical fertilizers, you can't overfeed your garden with compost, and it improves virtually any soil.

**04** | Choose plant species native to your region, rather than exotics.

**05** | Switch out your lawn to a native ground cover; it's just as tidy and green, but much lower maintenance.

**06** | Gardening expert Frankie Flowers notes that some Canadian municipalities offer incentives to replace hard surfaces on your property with gardens or green spaces that will absorb rainfall, helping to reduce local flooding. Check to see what's offered where you live.



# LAY OF THE LAND



A stepped design suits this property's hilly front and side gardens, which, along with the private backyard, are revamped with minimalistic planters, restrained colours and mass plantings. **TEXT** IRIS BENAROIA | **PHOTOGRAPHY** PATRICK BILLER






## CONTEMPORARY EDGE

A bounty of greenery carpets the “modern and formal” stepped front garden, as landscape designer Leigh Gravenor describes it. To maintain a clean, contemporary look, Leigh switched out previously round beds for a rectangular scheme. The powder-coated steel planters along the front of the house contain boxwoods, salvia and hakone grass. “Framing the walkway with these planters contemporized it quite a bit, but it still melds with the existing trees,” says Leigh.

**LANDSCAPE DESIGN**, Leigh Gravenor, Leigh Gravenor Landscape Design. **CONTRACTOR**, RV Construction. **OUTDOOR LIGHTING**, The Lightscapers. Powder-coated steel **PLANTERS** (front of house), True Stainless.

## A HILL THAT THRILLS

“We took up all the grass and planted ground cover on the hilly side of the house,” says Leigh of the vinca, which is especially pretty as it fills in over time. A uniform line of *Panicum virgatum* ‘Blue Steel’ grass in the planters lend stately height and interest along the fence.



With its 75-foot-wide frontage, this stately Toronto dwelling on a corner lot had major gardening potential. The property belongs to a pair of empty nesters who “were excited to embark on a refresh,” says landscape designer Leigh Gravenor. She revamped the grounds, including the backyard and the sides of the house. Since the owners travel, easy upkeep was key. “The beautiful Japanese pachysandra ground cover keeps the weeds away, and we used shades of green for cohesion and mass plantings, so it feels very lush and modern,” says Leigh. To make the verdant hues pop, she suggested painting the window frames black. Leigh also widened the limestone walkway. “We wanted a more impactful entry,” she says. To that end, on either side of the new pathway, she planted an allée of *Amelanchier arborea* ‘Robin Hill’ single-stem trees. Says Leigh, “They have lovely flowers in spring and are beautiful at night when lit.” Garden potential reached!







## NATURAL SELECTION



A pea gravel walkway leads to the pleasing new cedar pergola. “We wanted to create this nice seating area and at the same time hide the brick garage,” says Leigh. The relaxing spot is dressed naturally to match the landscaping. Teak furniture and an airy, open-weave resin light are the very picture of modern cool.

## A SOLID FOUNDATION

Vivid green boxwoods in planters are simple, colourful flourishes by the new dining spot. The owners love to barbecue and enjoy drinks outside throughout the summer, “so we expanded the patio using Eramosa limestone,” says Leigh. The local material has an earthy elegance.

**FURNITURE, PLANTERS,** Casualife. **LIGHT,** Serena and Lily.





## A QUIET MOMENT

This area used to be a way to get from the front to the back, but Leigh saw its potential “as a little moment to use,” she says. To give it presence, the designer created this contemplative corner. The addition of a path surrounded by pea gravel and a bench makes it feel purposeful. A combination of ‘Pee Wee’ oakleaf hydrangeas, *Ilex glabra* and Hill’s yews define the area. Lighting turns the sweet spot into a lovely place to sit at night, says Leigh.

**BENCH**, Casualife.

FOR SOURCES, SEE OUR WORKBOOK





***“A SEATING AREA WITH A COMFY LOUNGER AND CHAIRS WAS A MUST FOR TAKING IN THIS BEAUTIFUL VIEW OF THE LAKE.”*** – Kelly Sigsworth

### ***Decked Out***

The Isabey Interiors design team replaced the original gangway, which had clunky-looking handrails of wooden posts linked together by chain railings, with a sleeker and wider railing-free version. A new large dock, furnished with an upholstered lounger and Muskoka chairs, was added. “It’s always a good idea to maximize lake views,” says lead exterior designer Kelly Sigsorth. “And I like when outdoor spaces have different zones to sit in.”

**DESIGN,** Isabey Interiors. **MUSKOKA CHAIRS,** Wicker Land Patio.





A property with stunning views in Kelowna, B.C., is transformed by Isabey Interiors into beachy resort getaway. **TEXT** CHRISTY WRIGHT | **PHOTOGRAPHY** ETHAN DELICHTE AND TREVOR COOPER

# LIVING THE DREAM



“**T**his is a one-of-a-kind luxury vacation home that exudes the Okanagan lifestyle,” says lead exterior designer Kelly Sigsworth of Isabey Interiors. For those not familiar with that particular way of life, imagine the convenience of nearby restaurants and shopping melded with the fresh-air bliss of breathtaking lake and mountain views. The idyllic vistas were the jumping-off point for the design team’s revamp of this dreamy outdoor space. “The home’s location directly on the water, in the heart of Kelowna, inspired our team to create a modern feel that incorporated clean lines, but also lots of warmth,” says Kelly. “It had to be a home away from home for the owner, a busy professional who comes here to relax and have fun.” →

## *Pool Party*

The pavers were extended on the lake side of the pool to create space for another entertainment zone. “We wanted to include a little bar area here so that there was a spot to enjoy a poolside cocktail or snack,” says Trisha Isabey, founder and creative director of Isabey Interiors. “We made sure to use high barstools for an elevated perch that gains the best lake views.”

**HIGHTOP BAR, BARSTOOLS**, black **SIDE TABLES**, Moe’s Home Collection. **LOUNGERS**, Rove Concepts. **UMBRELLA**, Beachcomber Home Leisure. **SCONCES**, Robinson Lighting.



The original yard had some keeper features in place, like the barbecue area and Hockney-hued pool, but the layout and furnishings needed an upgrade. “I wanted to introduce modern elements to the space that would speak to the owner’s love of having friends over,” says Kelly. The design team’s plan included changing the layout to fit a larger hot tub, rebuilding the dock, and replacing the deck’s dark, dated stone with pale contemporary pavers; it also included decorative refreshes, too, such as new furniture and lighting. With zero maintenance in mind, even artificial turf was added. Kelly says, “Everything is extremely functional and, most important, ready to welcome the owner or guests with equal ease.”

### *Green Space*

The design team relied on Mother Nature to soften one side of the yard. “We used cedars to create some privacy between the client’s property and the neighbouring lot,” says Trisha. “The cedars also help maintain an organic, natural feel with all the other surrounding greenery.” The artificial turf beyond the pool looks like the real thing and stands up to the Kelowna sunshine.

**TURF**, SYNLawN Canada.



***“THE WIDE SHADE UMBRELLA SWIVELS TO MOVE WITH THE SUN AND BEAT THAT OKANAGAN SUMMERTIME HEAT.”- Kelly Sigsworth***





***“THIS NOW FEELS LIKE A MODERN AND AIRY LAKESIDE SPACE DESIGNED FOR VACATIONS AND EASY ENTERTAINING.” – Kelly Sigsworth***



### ***Lounge Zone***

New outdoor furniture and lighting craft that getaway feel that the design team was after. “The black tables bring a sleek, lounge-like element to the fire table and seating area,” says Kelly. “The sofa and lounge layer in a modern look, while not overpowering with their subtle grey colour.” Contemporary sconces adorn the home’s outdoor pillars to provide soft, ambient lighting; that mood is furthered by the fire table.

**SOFA** (on dock), **SECTIONAL**, black **COFFEE TABLE**, Beachcomber Home Leisure. **FIRE TABLE**, Canada Outdoor Kitchens.



# Big City, SMALL YARD

A home in Toronto with a tiny backyard gets not one but two fabulous outdoor spaces.



TEXT BETHANY LYTTLE

PHOTOGRAPHY LAUREN MILLER

Two outdoor spaces. Two tiny footprints. One fabulous mandate from the clients: lower the maintenance and turn up the fun! For designer Erin Hannon-Watkinson, these were challenges that played to her strengths. After all, she's an enthusiastic proponent of using built-ins and convertible furnishings. "They're a great way to double the function and dial down the clutter in small spaces," she explains. And they proved a genius way to fulfill her clients' desire for a restful backyard haven and hip urban rooftop lounge.

|||||

## BUILT-IN BLISS

Designer Erin Hannon-Watkinson (shown) created a serene sitting area a few steps down from the kitchen-level decking; in a space-saving move, the wide steps double as bench seating. The barefoot-friendly concrete pavers and artificial turf add a fun graphic element, while four sides of slim-slatted fencing provide rare-in-Toronto privacy. Says Erin: "I think of this as an outdoor room, not a backyard. It's so much more than that."

**DESIGN**, Erin Hannon-Watkinson, Studio HA/WA. **PLANTERS**, Ferm Living. **Ryder PILLOWS**, Tonic Living.





## ONE-STOP WONDERFUL

Erin placed a comfy daybed beside the plunge pool. “It’s perfect for entertaining,” she says. Orb-shaped objects create a sculpture garden feel. To maximize the 460-square-foot space, Erin tucked an outdoor kitchen, complete with an icebox fridge, into the back corner. She chose a firepit with removable top, she says, “so it doubles as a coffee table. Multifunctional pieces like this are ideal for small spaces.”

**OUTDOOR KITCHEN**, Urban Bonfire. **COUNTERTOPS**, Dekton. Carrie portable LED **LAMP**, Menu. **FIREPIT**, Dekko. Tribu **DAYBED**, **SIDE TABLE**, Avenue Road. **TERRAZZO BALLS**, CB2. **SIDE TABLE**, Blu Dot.







“What could be better than a second living room that’s perched on top of your house?”

## SET A HIGH BAR

This teak rooftop bar with its urban views isn’t just sleek – it’s also loaded with storage. It boasts enough room for glassware, liquor, outdoor cushions and even a hidden bar fridge. Hurray for that! No clambering up and down the stairs during parties! Can we come over?

**COMPOSITE DECKING**, Timber Tech. **BAR WITH STORAGE, COFFEE TABLE**, Studio HA/WA (design); RDG Millwork (fabrication). **FIBERSTONE PLANTERS**, Fresh Home & Garden.







## TOP OF THE WORLD

The rooftop deck, set against the captivating city skyline, is the place to be for fireworks watching and cocktail sipping. “Even though we had only 325 square feet to work with, we kept the emphasis on comfort,” says Erin. The generous chairs and sofa are drawn up to an expansive teak table, and sculptural leather poufs are easy for guests to move around. Metal side tables are weather friendly.

Tribu **ARMCHAIRS, SOFA, POUFS, LANTERNS** and **SIDE TABLE**, Avenue Road.





# SPLASHY CABANA



A ho-hum garage is converted into a stylish multiuse pool house with star power.

**TEXT**

IRIS BENAROIA

**PHOTOGRAPHY**

STEPHANI BUCHMAN

## MODERN & MULTIUSE

Vertical channels of composite and black trim give the cabana a warm, dynamic, contemporary look. The generous double sliding glass door lets the summer breeze into the living room, where a cushy sectional is home base for the family of five (which includes three young children) all year long. “The pool house is heated from various sources,” says Don Aquila. “There’s the split-duct wall unit, a gas fireplace and in-floor electric radiant heating.”

**DESIGN AND CONSTRUCTION**, Flux Developments. **EXTERIOR CLADDING**, Nuewal. **GLASS DOOR**, Luxal. **SOFA**, Van Gogh Designs. **RUG, TABLES**, West Elm. **OUTDOOR FURNITURE**, CB2. **PILLOWS**, Renwil. **OUTDOOR FIREPIT**, Design Within Reach. **BLANKET**, HomeSense.





# A

California West Coast vibe was the look these homeowners were after for their 450-square-foot cabana, says Linda Aquila, co-founder, along with her brother Don Aquila, of design-build firm Flux Developments. Located in a leafy midtown Toronto neighbourhood, the cabana was transformed out of a shabby garage. “They were mostly using it for storage,” says Linda. To create the urban escape, Linda and Don, working with their team and with the owners, equipped the space with all the amenities: living room, fireplace, wet bar, and even bathroom and laundry facilities. Natural wood marries with clean-lined furnishings for a minimal but sleek aesthetic, while storage is neatly tucked away on the driveway-facing side of the structure. On hot summer days, the owners simply throw open the glass door and “the swivel arm pulls out the TV so they can watch it while in the pool,” says Don. So chill, and very SoCal!



## SHIPSHAPE SIMPLICITY

The loo embraces soothing hues and smart function. “The bathroom has a storage cabinet and a seating bench with a pullout hamper underneath it for wet clothes,” says Linda Aquila.

**SINK, FAUCET**, Wayfair. **MIRROR**, Kichler.

## RICHLY DRAMATIC

Black cabinetry lends edgy elegance to the space. There’s a low fridge stocked with snacks and drinks hidden to the left of the fireplace, and a handy stackable washer and dryer is concealed in cabinetry near the sink. “To keep the space warm and friendly, we used stained knotty pine with potlights on the ceiling,” says Don. The floors are durable vinyl – smart for wet feet!

**CABINETRY**, Treehouse Fine Cabinetry. **FIREPLACE**, Kingsman Fireplaces. **FLOORING**, Alexanian Carpet & Flooring.





# *In My* **BACKYARD**

Designer Kate Davidson makes a splash creating an outdoor oasis with a resort vibe in her own backyard.

TEXT CHRISTY WRIGHT  
PHOTOGRAPHY MIKE CHAJECKI





f it's a summer day in Toronto's Etobicoke area, the backyard of Kate Davidson's custom home will be the site of all sorts of fun and frolic. Her husband might be crisping up a margherita in the wood-burning pizza oven, their three daughters Marco Polo-ing in the pool, and Kate lounging with a good book. And that's exactly how the designer likes it. "It was important for me to create different zones," says Kate. "Ones that are ideal for bringing us comfort as a family of five, as well as for hosting guests." Her design vision, which combines understated elegance with comfort and durability, achieves just that, and swimmingly so.




## Splash Out

Designer Kate Davidson opted for a shallow entertainment pool that is just five feet at its deepest and boasts a tanning ledge, LED lights and fun deck jets. The terrace is defined by mitred-edge streamlined stairs, which were custom-made in Italy, and features a contemporary pergola structure with an outdoor kitchen complete with exterior-grade Caesarstone countertops and metal cabinetry.

## Sit Back & Relax

Comfortable practicality was the driver for the poolside seating. "I sourced generous loungers to create another conversational area," says Kate. "They're water resistant and cushion-free, so they make a sleek, modern statement that's also low maintenance." Black umbrellas offer contrasting impact and shade, while striped bolsters parlay a resort-like finishing touch.







“My goal was to create a livable yet elegant outdoor living space.”



## Under Cover

“The pergola was a must and was always in my design plans,” says Kate. “I opted for this structure, rather than a roof overhang, because it allows the flexibility to open it up and bring light into the back of the house in the winter.” White sunscreens roll down to offer shade and keep out bugs. The sectional’s woven base softens the area, and its easy-to-clean outdoor fabric is a smart backdrop for bold cushions.

## Water Works

How fun are the deck’s water jets? “I saw this idea at a resort and wanted to integrate it into our landscaping,” says Kate. “The kids love them and they bring the soothing sound of water into the backyard. They’re also a big talking point when guests arrive.” Kate opted for faux grass between the pavers. “It’s low maintenance and introduces colour and softness among the grey and cream porcelain pavers.” Comfy chairs and potted plants further the tropical resort vibe.





## Alfresco Ease

The terrace's oversized dining table seats up to 10 guests, and its woven armchairs invite comfortable lingering. "We love to entertain and cook, and this large area makes it easy with spaces for outdoor dining, grilling and using the pizza oven," says Kate.

## Year-Round Resort

"I designed the cabana to be like a home in itself," says Kate. "It features the same Spanish brick as our house, and inside there's a full bathroom, sitting area with fireplace and TV, air conditioning, heating and extra bar areas, which come in handy when we're entertaining." Its doors are flanked by the same custom oversized sconces that light up the terrace. Says Kate, "I chose a gold tone to soften the black and white, and to add interest to the exterior."



"The porcelain pavers are heated to allow easy access to the cabana year-round."



**DESIGN**, Kate Davidson, Kate + Co Design. **PERGOLA**, Aluminum Pergola. **CABINETRY**, Urban Bonfire. **LOUNGERS**, SECTIONAL, Jardin de Ville. Cabana **DOORS**, Fibercraft Door Company. **PLANTS**, Sure Green.



# GROWING ZEN

Tomatoes, blueberries, blooming perennials and various lettuces grow in this bountiful backyard that's a peaceful patch of paradise.

TEXT IRIS BENAROA  
PHOTOGRAPHY PATRICK BILLER







C

an a vegetable garden feel Zen? In Leigh Gravenor's hands it can. The Toronto-based landscape designer created a unique backyard for a pair of empty nesters. At its centre sit six carefully composed vegetable beds. "I thought it was bold of them to give up the largest portion of their yard to a walk-in vegetable garden," says Leigh. "People tend to think you need a big property to do that." There's also a flower garden that's lovely for table arrangements indoors and out, as well as a dining area. And recently, the homeowners added a Japanese hot tub to the back of the garden. "The garden has a bucolic feel. It's super informal – the epitome of a naturalized space – mixing together perennials, vegetables, cut flowers and herbs," says Leigh. "The result is an oasis of privacy, of calm." In other words: Zen.



### FROM YARD TO TABLE

"Because it's such a long yard, at 200 feet, it feels so private, a bit like you're in a larger property outside of the city," says landscape designer Leigh Gravenor of the charming garden ready for dining alfresco. It's easy to decorate the tabletop – the cut-flower garden, where allium, nepeta, salvia and Mexican feather grass all grow, is right beside the table.

### SERENE SCENE

A beech tree, tall hydrangeas and maples – both Japanese and paperbark – lend a sense of lushness to the backyard. Meanwhile, the pea gravel walkway skirts around the corten-steel planters to encourage an interconnectedness with the other parts of the garden and to invite people to linger. "They pull up chairs right into the vegetable garden," says Leigh, noting that the homeowner has a green thumb. "The nasturtiums, marigolds and cosmos are all from seeds."

**LANDSCAPE DESIGN,** Leigh Gravenor, Leigh Gravenor Landscape Design. **VERADEK PLANTERS,** Amazon. **CONTRACTOR,** RV Construction.





# BACK STORY

From the street, you'd never guess that this classic heritage home has an ultramodern backyard.

**TEXT** BETHANY LYTTLE | **PHOTOGRAPHY** ALEX LUKEY





## Senses & Sensibility


“Instead of typical aqua, we painted the pool a sultry deep blue that melds with the warm blacks, tans and brick tones in the design,” says Joel. The yard offers an immersive experience for the senses: slip into the pool, step down into the patio for drinks, or sink into the spa beneath the stars. On summer nights, the scent of lavender wafts across the yard; on summer mornings, colourful mod seating beckons.

**POOL, SPA,** Gib-San.

## Lush & Linear

Feather-like grasses parade in front of the traditional Toronto home, along the side pathway and behind the shimmering pool. “All of the mass plantings, including the boxwoods and lavender, are deliberately low maintenance. This keeps the focus on enjoyment, not gardening,” says landscape architect Joel Loblaw.

**LANDSCAPE ARCHITECTURE, PLANTINGS,** Joel Loblaw and Lindsay Gregory, Joel Loblaw Inc.







### *Sunken Treasure*

The glassy surface of the pool is almost at eye level for guests sitting on the sunken patio. The furniture and umbrellas can be moved to adapt to seasonal shifts in sun and shade. Meanwhile, a perfectly square spa awaits just a few steps from the house. "This is Canada," says Joel. "It can get chilly out here!"

Bento **FIREPIT**, Paloform.





“**T**

he lines are modern, but the look is timeless,” says landscape architect Joel Loblaw, referring to the mod-and-minimalist backyard he created with

Lindsay Gregory, his business partner and co-owner of Joel Loblaw Inc. Comprised of a medley of rectangles and squares, the yard features a cleanlined L-shaped pool, a bank of shallow steps into the water, a clever sunken patio with firepit and, steps from a dining area, a handsome square spa. A towering metal arbour hugs the house and offers shade. “This yard is all about distinct zones in simple shapes that deliver deeply sensory experiences,” says Joel.



### *Cool Shade*

The nearly 10-foot-wide arbour at the back of the house is a study in scale. “The steel monolith was deliberately designed to align with the top of the glass doors and to blend with the home’s exterior materials,” says Joel. A bamboo “roof” designed by Lisa Lev provides shade and softens the lines of the metal structure while adding warmth. The linear dining table and ornate chandelier echo the property’s fusion of heritage and modern styles.

**ARBOUR**, Hogtown Metal Fabrication. **BAMBOO ROOF DESIGN**, Lisa Lev Design.

### *Corner Store*

A built-in kitchen with plenty of storage and a generously sized grill makes it easy to host a post-swim meal alfresco. The streamlined setup is grounded by the graphics of the yard’s brick pavers, which are laid in a herringbone pattern.

**OUTDOOR KITCHEN**, Garden Living.





DESIGN, Denise Ashmore,  
Project 22 Design. **LOUNGE**  
CHAIRS, Crate and Barrel.

# CHILL TIME

When the sun gets low, it's time to light the fire table, grab a throw, and end the day in the most relaxing way.

PHOTOGRAPHY TRACEY AYTON



get the look  
outdoor inspiration



◀ Sunbrella **PATIO UMBRELLA**, \$2,299, Crate and Barrel, crateandbarrel.ca.



▼ Patioflame propane **FIREPIT**, \$1,649, Napoleon, napoleon.com.



◀ Diamond **PLANT HOLDER**, \$160, Véronneau, veronneau.com.



▲ Marbella dual-adjustable **CHAISE**, \$5,995, RH, rh.com.

► Cacala **BATH TOWEL**, \$36, Amazon, amazon.ca.



▼ Kelly Hoppen **OUTDOOR PILLOW COVER**, \$350, RH Modern, rhmodern.rh.com.



▲ Safavieh Camilla **STOOL**, \$229, Rona, rona.ca.



# SOURCE GUIDE

Where to find the products featured on our pages.

## A

**Alexanian Carpet & Flooring**

alexanian.com

**Aluminum Pergola**

aluminumpergola.ca

**Amazon**

amazon.ca

**Article**

article.com

**Avenue Road**

avenue-road.com

## B

**Beachcomber Home Leisure**

bhleisure.com

**Blu Dot**

bludot.com

**Bosquet**

bosquet.ca

## C

**Canada Outdoor Kitchens**

canadaoutdoorkitchens.com

**Casualife**

casualife.ca

**CB2**

cb2.ca

**Ciot**

ciot.com

**Cosentino**

cosentino.com

## D

**Dekko**

dekko.ca

**Dekton**

dekton.com

**Design Within Reach**

dwr.com

## F

**Ferm Living**

fermliving.com

**Fibercraft Door Company**

fibercraftdoor.ca

**Flux Developments**

fluxdevelopments.ca

**Frankie Flowers**

frankieflowers.com

**Fresh Home & Garden**

fresh.ca

## G

**Garden Living**

gardenliving.com

**Gib-San**

gibsanpools.com

## H

**Hogtown Metal Fabrication**

hogtownsheetmetal.com

**HomeSense**

homesense.ca

## I

**Isabey Interiors**

isabeyinteriors.com

## J

**Jardin de Ville**

jardindeville.com

**Joel Loblaw Inc.**

joelloblaw.com

## K

**Kate + Co Design**

kateandcodesign.com

**Kichler**

kichler.com

**Kingsman Fireplaces**

kingsmanind.com

## L

**Leigh Gravenor Landscape Design**

leighgravenor.com

**Lisa Lev Design**

lisalevdesign.com

**Luxal**

luxalcanada.ca

## M

**Menu**

menuspace.com

**Moe's Home Collection**

moeshomecollection.com

## N

**Nuewal**

nuewal.com

## O

**Outdoor Lighting Perspectives**

outdoorlights.com

## P

**Paloform**

paloform.com

**Pioneer Family Pools**

pioneerfamilypools.ca

## R

**RDG Millwork**

rdgl.ca

**Renwil**

renwil.com

**Robinson Lighting**

robinsonlightingcentre.com

**Rove Concepts**

roveconcepts.com

**RV Construction**

rvconstruction.ca

## S

**Serena and Lily**

serenaandlily.com

**Studio HA/WA**

studiohawa.com

**SunLouvre Pergolas**

sunlouvrepergolas.com

**Sure Green**

suregreen.ca

**SYNLawn Canada**

synlawn.ca

## T

**The Lightscapers**

thelightscapers.ca

**Timber Tech**

timbertech.com

**Tonic Living**

tonicliving.ca

**Traeger Grills**

traeger.com

**Treehouse Fine Cabinetry**

treehousefinecabinetry.com

**Trex Company**

trex.com

**True Stainless**

truestainless.ca

## U

**Urban Bonfire**

urbanbonfire.ca

## V

**Van Gogh Designs**

vangoghdesigns.com

## W

**Wayfair**

wayfair.ca

**Weber-Stephen Canada**

weber.com

**West Elm**

westelm.ca

**Wicker Land Patio**

wickerlandpatio.com



LOOKING FOR DECORATING INSPIRATION?

visit **styleathome.com**



Join the community





# Canadian Living

Bedding Collection

Add easy elegance to your bedroom.  
Shop our stylish bedding, bamboo  
sheets sets, towels and bath rugs  
in-store and online at  
[bedbathandbeyond.ca](http://bedbathandbeyond.ca)

Painterly  
colours and  
geometric  
prints



Patterns  
inspired by  
the beauty  
of Canada



See more of the **Canadian Living Bedding Collection**,  
available exclusively at

**BED BATH &  
BEYOND** 